




# Museum of Farnham

## Visual Story



farnham **maltings**

This pack aims to support children, young people and adults with Autistic Spectrum conditions, communication difficulties, other learning disabilities and those with English as a second language. It can be used to help them access and understand their experience in the building. Makaton™ symbols are used to help communicate information.



## Welcome to the Museum of Farnham

This museum is in a large Georgian building and contains many objects, paintings and books to do with the history and people of the town of Farnham.

You enter the building through the main front door and then through a heavy glass door.

There is also a door for wheelchair users. Ring the bell on the left-hand side of the door and someone will come and let you in.



As you come through the glass door you will enter the entrance hall. This is a large room and it may have other people there waiting to look round or browsing the shop.

There may be some noise or people talking in this space and this can make an echo.

You may also be able to hear background music or voices from other rooms in the museum.





The reception desk will be in front of you.

The museum is free to visit. You do not need a ticket to come in.

There will be someone behind the reception desk. They work for the museum and can help you if you have a question. When you arrive they may stand up if they are sitting down or they may remain seated. They may say 'hello' to you and may ask if they can help you or whether you would like to look around.





If at any time during your visit you feel uncomfortable with the level of noise, the people around you or anything else, you can go and sit in the research library. The research library can be found at the end of the corridor pictured above which runs between the main stairs and a smaller staircase.

If the weather is dry you may want to go into the garden if you need a quiet place. The garden has lots of seats in it that you can use.



A toilet can be found to the left of the research library. This toilet is accessible and has baby changing facilities.

There is another toilet on the first floor, up the main staircase. You can use either of them if you need to go to the toilet while you are at the museum.






Sometimes you may see adults or children wearing old fashioned clothes in the museum. The adults may be museum staff or teachers and the children may be on a visit with their school.

You may see adults and children acting differently. Sometimes an adult (who is playing the role of a Victorian teacher) may speak in an angry tone to someone. This is all pretend so you don't need to worry. You can move to another room if you would rather wait until they have finished pretending. These groups of adults and children may also be a bit loud.




One of the doors off the main entrance hall leads to the first history gallery. This room looks at the history of Farnham from the Stone Age to the Stuart period in the 1700s. This is the first of three rooms which cover the history of Farnham.



Go through the archway into the next room - the Georgian dining room. This room has lots of dark wooden panelling on the walls and the table is set for dinner.

There are several costumes on displays in this room - they are very old so please look but don't touch.



When you are ready you can go through the other door into the corridor and turn left.

The next room off this corridor looks at the history of Farnham from the Victorian period to the World Wars.

You may also go through the back door if you want to see the walled garden.

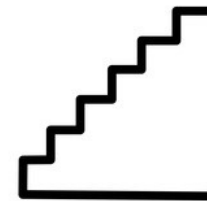


Turn left out of the Victorian room and return to the main entrance hall.

To reach the first floor you will need to go up the grand staircase.

There are paintings on the wall as you go up. You should not touch these paintings.

The stairs may be creaky when you step on them.





At the top of the stairs you walk from carpet onto a dark wooden floor landing. This floor can make some loud creaking noises and some floorboards may move a little.

The room in front of you currently has a temporary exhibition in it. This may not be the display that you see when you visit as the museum's exhibitions change every year.

The exhibition room may have videos playing in it or things that you can smell.




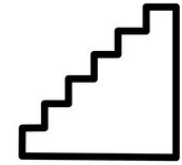
Return to the landing and turn left. Do not go through the closed white door on your right. This is for museum staff only.

There is another toilet at the end of the landing. There isn't a handle to flush the toilet - instead you pull a long chain.





Next to the toilet are two more rooms. One room looks at crafts that have been made in the local area. The Dolls' House in this room is very fragile so please don't touch it. Opposite the craft room is the 'Country Life' room.



When you are ready you can return across the landing and down the main stairs.

There is a small gift shop near the reception desk.

To leave the building you go through the glass door and front door that you came in through when you arrived.

We hope that you had fun at the Museum of Farnham!

You can tell us about it if you would like to.

When you get home you could write us a letter, draw a picture or email us.

Our address is:

**Museum of Farnham**

**38 West Street**

**Farnham**

**Surrey**

**GU9 7DX**

Our email address is: [museum@farnhammaltings.com](mailto:museum@farnhammaltings.com)

We would love to hear from you.